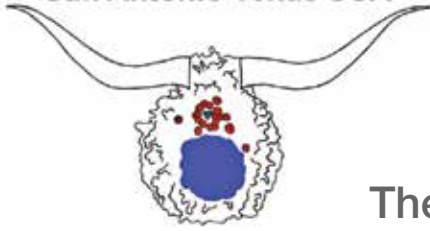


NK2018

San Antonio Texas USA



The 17th Meeting of the Society for Natural Immunity

May 28-June 1, 2018 • Hyatt Regency Hill Country Resort and Spa • San Antonio, Texas USA

Local Organizing Committee

Emily Mace, *Baylor College of Medicine*

Jordan Orange, *Baylor College of Medicine*

Silke Paust, *Baylor College of Medicine*

Katy Rezvani, *MD Anderson Cancer Center*

Krishna Vankayalapati, *University of Texas Health Science Center at Tyler*



Table of content:

General information	3
Program at a glance	5
Map	6
Travel Award Recipients	7
Program	8
List of Abstracts	28
Sponsors	Back cover

Local Organizing Committee

Emily Mace, Baylor College of Medicine
Jordan Orange, Baylor College of Medicine
Silke Paust, Baylor College of Medicine
Katy Rezvani, MD Anderson Cancer Center
Krishna Vankayalapati, University of Texas Health Science Center at Tyler

Scientific Organizing Committee

Markus Altfeld, Heinrich Pette Institute Hamburg
Christine Biron, Brown University
Catherine Blish, Stanford University
Kerry Campbell, Fox Chase Cancer Center
Adelheid Cherwenka, German Cancer Research Center Heidelberg
Sarah Cooley, University of Minnesota
Dan Davis, Imperial College London
Mariapia Degli Esposti, Lions Eye Institute
Aharon Freud, The Ohio State University
Katherine Hsu, Memorial Sloan Kettering Cancer Center
Nick Huntington, Walter and Eliza Hall Institute
Taku Kambayashi, University of Pennsylvania
Jonathan Karn, Case Western Reserve School of Medicine
Barbara Kee, University of Chicago
Lewis Lanier, University of California – San Francisco
Dean Lee, Nationwide Children’s Hospital
Hans Gustaf Lundgren, Karolinska Institutet
Mala Maini, University College London
Ramtin Mehr, Bar-Ilan University
Tatiana Michel, Luxembourg Institute of Health (LIH)
Peter Parham, Stanford University
David Raulet, Berkeley University
Eleanor Riley, London School of Hygiene & Tropical Medicine
Keith Reeves, Harvard Medical School
Angela Santoni, Sapienza Università di Roma
Andre Villette, Institut De Recherches Cliniques De Montreal (IRCM)
Wayne Yokoyama, Washington University of Med in St. Louis
Norberto Zwirner, Instituto de Biología y Medicina Experimental (IBYME-CONICET)

SNI Council Members

President: Michael Caligiuri, City of Hope National Medical Center, Duarte, CA, USA
President Elect: Adelheid Cerwenka, Heidelberg University, Mannheim, Germany
Past President: Hans-Gustaf Ljunggren, Karolinska Institute, Stockholm, Sweden

GENERAL INFORMATION

Meeting Location & Registration Desk

The meeting takes place in Independence Room 5-8 of Hyatt Regency Hill Country Resort and Spa (Address: 9800 Hyatt Resort Dr, San Antonio, TX 78251).

The registration desk will be located in the Independence Foyer, outside of the General Session room. Please, visit the registration desk upon arrival to collect your name tag and other documents. Please, wear your name tag at all times during the meeting.

On-site registration will also be available during the below times.

Registration desk hours are as follows:


- Monday, May 28: 3:00 – 8:00 pm
- Tuesday, May 29: 6:00 am – 3:00 pm, 6:00 – 8:00 pm
- Wednesday, May 30: 6:00 am – 3:30 pm, 6:00 – 8:00 pm
- Thursday, May 31: 6:00 am – 3:00 pm
- Friday, June 1: 6:00 am – 12:00 pm

Oral Presentation

We ask all presenters to adhere strictly to their time slot: 15 minutes plus 5 minutes discussion for long talks and 8 minutes plus 2 minutes discussion for short talks. Please bring your own computer connections to use for any presentations.

Poster Presentation

A maximum space of 4 feet x 8 feet is available for each poster in a vertical orientation. Poster boards are located in Independence Room 1-4. All boards are labeled with the poster number.



There are will be two poster sessions:

Poster Session 1: Odd Poster Numbers (1 through 215)

Tuesday, May 29, 7:00 pm – 9:00 pm

Poster Session 2: Even Poster Numbers (2 through 214)

Wednesday, May 30, 7:00 pm – 9:00 pm

Meals

Included in the registration fee are all coffee breaks, breakfasts, lunches and dinners. Coffee is served in the Independence Foyer. The Welcome Barbecue Dinner on May 28 at 7:00 pm takes place at Charlie's Long Bar and the Courtyard Deck.

Breakfast will take place in the following locations:

- Tuesday, May 29: 6:30 – 8:30 am in Hill Country Ballroom D-G
- Wednesday, May 30: 6:30 – 8:30 am in Hill Country Ballroom D-G
- Thursday, May 31: 6:30 – 8:30 am in RW Pavilion
- Friday, June 1: 6:30 – 8:30 am in Independence Room 1-4

Lunch will take place in the following locations:

- Tuesday, May 29: 12:00 – 1:30 pm in Hill Country Ballroom D-G
- Wednesday, May 30: 12:00 – 1:30 pm in Hill Country Ballroom D-G
- Thursday, May 31: 12:00 – 1:30 pm in RW Pavilion

Dinner will take place on the Independence Lawn

- Tuesday, May 29: 6:00 – 7:00 pm
- Wednesday, May 30: 6:00 – 7:00 pm

Gala Dinner (ticket required)

The Gala Dinner is to take place on Thursday, May 31 from 7:00 – 10:00 pm, and takes place in the Luckenbach Pavilion. To purchase your ticket to the Gala Dinner please visit registration desk by Wednesday, May 30 at 12:00 pm.

Mother's Room

There will a Mother's Room located in Hospitality Parlor 2214 for those who will need privacy. Please see the registration desk to get key to access the room.

Wi-Fi

There will be Wi-Fi for attendees available in the meeting space.

Network: Hyatt Meetings

Password: 20!82.

Transportation

SNI does not have shuttle service from the airport to the Hyatt Regency Hill Country, but there are public transport options at the San Antonio airport that you will be able to use at your choice. Travel times are between 25-30 minutes, depending on traffic from the airport to the hotel. There will be shuttles that will run from the hotel to the airport at the conclusion of the meeting. On Friday June 1 there will a shuttle for 50 individuals that leaves at the following times, 9:00am, 1:00pm, and 2:30pm. If you are interested in the use of a shuttle please stop by the registration desk to sign up.

Golf Discount

Hyatt Regency Hill Country is able to offer a 20% discount to rounds of golf and complimentary club rental starting Tuesday May 29. Attendees will need to let the pro shop know that you are with the NK2018 group and they will be able to apply the discount.

CONTINUING MEDICAL EDUCATION INFORMATION

ACCME ACCREDITATION STATEMENT

This activity has been planned and implemented in accordance with the accreditation requirements and policies of the Accreditation Council for Continuing Medical Education (ACCME) through the joint providership of the Clinical Immunology Society and the Society for Natural Immunity. The Clinical Immunology Society is accredited by the ACCME to provide continuing medical education for physicians.

DESIGNATION STATEMENT

The Clinical Immunology Society designates this live activity for a maximum of 4.5 *AMA PRA Category 1 Credit(s)*[™]. Physicians should claim only the credit commensurate with the extent of their participation in the activity.

CLAIMING CME

After the conclusion of the meeting you will be sent instructions on how to claim your CME credits and be able to obtain your CME certificate.

PROGRAM COMMITTEE AND SPEAKER DISCLOSURES

The Clinical Immunology Society (CIS) require instructors, planners, managers and other individuals who are in a position to control the content of this activity to disclose any real or apparent conflict of interest (COI) they may have as related to the content of this activity. All identified COI are thoroughly vetted and resolved. The existence or absence of COI for everyone in a position to control content appears below.

Christine Biron *Brown University*

Brown University: Salary, Teaching, Service a& Science; NIH Grant: Salary, PI Research; NIH: Flat Fee, Review Panels

Kerry S. Campbell *Fox Chase Cancer Center*

Bristol Myers Squibb: Research Grant, Scientific Advisory Board; Janssen Pharma: Research Grant, Scientific Advisory Board; Horizon Pharma: Research Grant, Scientific Advisory Board; NantKwest: Research Grant, Intellectual Property Rights, Royalty

Adelheid Cherwenka *German Cancer Research Center Heidelberg*

Dragonfly Therapeutics: Member of Scientific advisory board, consulting fee, Member of Scientific advisory board, consulting fee; Affimed: Research grant

Sarah Cooley *Univeristy of Minnesota*

Fate Therapeutics: Grant for clinical trial support, Contracted clinical trials support

Daniel M. Davis *Imperial College of London*

Nkarta Inc.: Consulting Fee (no fee claimed to date), Consultant

Todd Fehniger *Washington University School of Medicine*

Affimed: Prior Research Funding, Research Committee; Cysto-Sen Therapeutics: Consulting Fee, Consulting/Advisory Committee; Fortress Biosciences: Consulting Fee, Consulting/Advisory Committee; Horizon Pharma PLC: Consulting Fee, Consulting/Advisory Committee; Pfizer: Honoraria, Speaker Bureau; Proctor & Gamble Co.: Ownership Interest Stock Equity, Ownership Interest; Leukemia & Lymphoma Society: Grant, Research Support

Nicholas Huntington *Walter and Eliza Hall Institute*

Servier: Research Grant, Consulting Fee, Independent Contractor, Consulting

Jonathan Karn *Case Western Reserve School of Medicine*

Anaptys Bio: Stock, Shareholder; Bluebird Bio: Stock, Shareholder; BioMarin Pharmaceuticals Inc.: Stock, Shareholder; Bristol-Myers Squibb Company: Stock, Shareholder; Blueprint Medicines Corp.: Stock, Shareholder; Celgene Corp.: Stock, Shareholder; Celidex: Stock, Shareholder; Editas Medicine Inc.: Stock, Shareholder; Epizyme Inc.: Stock, Shareholder; Excelesis: Stock, Shareholder; Fate Therapeutics: Stock, Shareholder; Incyte Corp.: Stock, Shareholder; Jounce Therapeutics: Stock, Shareholder; Lexicon Pharmaceuticals Inc.: Stock, Shareholder; Intellia Threapeutics Inc.: Stock, Shareholder; Sangamo Therapeutics Inc.: Stock, Shareholder; Tesaro Inc.: Stock, Shareholder; Vertex: Stock, Shareholder

Dean A. Lee *Nationwide Children's Hospital*

CytoSen Therapeutics: Stock, Consulting fees, Founder/VP, Board member, Scientific Advisory Board

Hans-Gustaf Ljunggren *Karolinska Institutet*

Fate Therapeutics: Royalties, Licensing Agreement

Mala Maini *University College London*

Arbutus: Consultant; Gilead: Collaborative research funding, Consultant; Immunocore: Collaborative research funding, Consultant; Janssen Pharma: Consultant; Roche: Collaborative research funding, Consultant

Jeffrey S. Miller *University of Minnesota*

Celgene: SAB Member; Fate Therapeutics: SAB and Research Support; GT BioPharma: SAB and Research Support

David H. Raulet *Berkeley University*

Dragonfly Therapeutics: Ownership Interest, Co-Founder; Innate Pharma: Stock, SAB Member; Aduro Biotech: Stock, SAB Member; Ignite Immunotherapy: Stock, SAB Member

Katy Rezvani *MD Anderson Cancer Center*

Pharmacyclics: Research Grant, Study PI; EMD Serono: Consulting Fee, Consultant; Kiadis Pharma: Membership on advisory committee or review panel, Board membership

PROGRAM COMMITTEE AND SPEAKER DISCLOSURES

Andre Veillette *Institut De Recherches Cliniques De Montreal (IRCM)*
Bristol Myers Squibb: Research Grant, Independent Contractor

Norberto W. Zwirner *Instituto de Biología y Medicina Experimental (IBYME-CONICET)*
GSK (GlaxoSmithKline): Research Grant

The following individuals had no financial relationships, as defined by the ACCME, to disclose:

Markus Altfeld *Heinrich Pette Institute Hamburg*

Stephen Anderson *Leidos Biomedical Research Inc*

Mira Barda-Saad *Bar-Ilan University*

Catherine Blish *Stanford University*

Yenan Bryceson *Karolinska Institutet*

Audrea Burns *Baylor College of Medicine*

Mary Carrington *Leidos Biomedical Research Inc.*

Adeline M. Crinier *CIML*

Mariapia Degli Esposti *Lions Eye Institute*

Jon M. Evans *Columbia University*

Anthony French *Washington University St Louis*

Aharon Freud *The Ohio State University*

Ruth Herrera *Baylor College of Medicine*

Katharine Hsu *Memorial Sloan Kettering Cancer Center*

Taku Kambayashi *University of Pennsylvania*

Barbara Kee *University of Chicago*

Lewis L. Lanier *UCSF*

Emily Mace *Baylor College of Medicine*

Steven Maldonado *Baylor College of Medicine*

Ramit Mehr *Bar-Ilan University*

Tatiana Michel *Luxembourg Institute of Health*

Martina Molgora *Humanitas Research Hospital*

Simon Nicoletti *Institut Imagine Necker Enfants Malades*

Jordan S. Orange *Baylor College of Medicine*

Peter R. Parham *Stanford University*

Silke Paust *Baylor College of Medicine*

Roger Keith Reeves *Beth Israel Deaconess/Harvard Medical School*

Eleanor M. Riley *London School of Hygiene & Tropical Medicine*

Angela Santoni *Sapienza Università di Roma*

Krishna Vankayalapati *Baylor College of Medicine*

Wayne Yokoyama *Washington University of Med in St. Louis*

Congcong Zhang *Georg-Speyer-Haus*

SCHEDULE AT A GLANCE

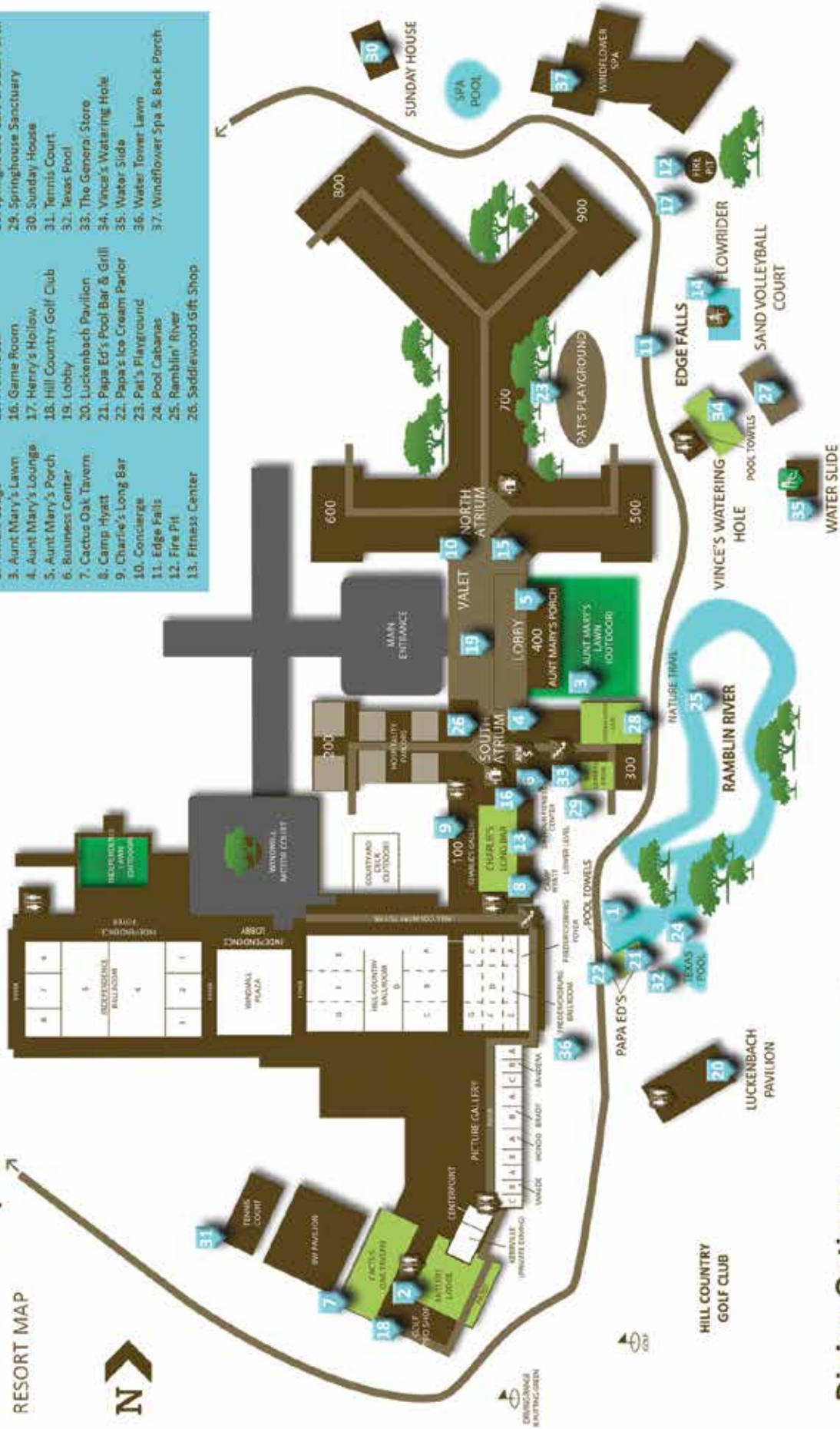
	Monday May 28, 2018	Tuesday May 29, 2018	Wednesday May 30, 2018	Thursday May 31, 2018	Friday June 01, 2018
	Day 1	Day 2	Day 3	Day 4	Day 5
6:30		Breakfast	Breakfast	Breakfast	Breakfast
7:00					
7:30					
8:00					
8:30		NK Cells and Viral Immunity	NK Cells and Anti-Tumor Immunity	NK Cell Development and Differentiation	Tissue-associated NK Cell Subsets & NK Cells in Pregnancy
9:00					
9:30					
10:00		Coffee Break	Coffee Break	Coffee Break	Coffee Break
10:30		NK Cells and Bacterial, Fungal & Parasitic Infection	NK Cell Activation and Function	NK Cell Memory	NK Cell Receptors and Education
11:00					
11:30					
12:00		Lunch & Network	Lunch & Network	Lunch & Network	
12:30					
1:00					
1:30		NK Cell Autoimmunity, Deficiency and Exhaustion	NK Cell Immunogenetics and Roles in Transplant	NK Cell Immunotherapy and Immunomodulation	
2:00					
2:30					
3:00		Free Time	Free Time	Free Time	
3:30					
4:00					
4:30					
5:00	Welcome & Keynote Presentation				
5:30					
6:00	Alessandro Moretta Tribute	Dinner	Dinner		
6:30					
7:00	Welcome Dinner	Poster Session 1	Poster Session 2	Gala Dinner	
7:30					
8:00					
8:30					
9:00					
9:30					
10:00					
10:30					

Hyatt Regency Hill Country Resort and Spa

RESORT MAP



- LEGEND**
- 1. Activity Pool
 - 2. Antlers Lodge
 - 3. Aunt Mary's Lawn
 - 4. Aunt Mary's Lounge
 - 5. Aunt Mary's Porch
 - 6. Business Center
 - 7. Cactus Oak Tavern
 - 8. Camp Hyatt
 - 9. Charlie's Long Bar
 - 10. Concierge
 - 11. Edge Falls
 - 12. Fire Pit
 - 13. Fitness Center
 - 14. Flowrider
 - 15. Front Desk
 - 16. Game Room
 - 17. Henry's Hollow
 - 18. Hill Country Golf Club
 - 19. Lobby
 - 20. Luckenbach Pavilion
 - 21. Papa Ed's Pool Bar & Grill
 - 22. Papa's Ice Cream Parlor
 - 23. Pat's Playground
 - 24. Pool Cabanas
 - 25. Ramblin' River
 - 26. Saddlewood Gift Shop
 - 27. Sand Volleyball Court
 - 28. Springhouse Cafe & Back Porch
 - 29. Springhouse Sanctuary
 - 30. Sunday House
 - 31. Tennis Court
 - 32. Texas Pool
 - 33. The General Store
 - 34. Vince's Watering Hole
 - 35. Water Slide
 - 36. Water Tower Lawn
 - 37. Windflower Spa & Back Porch



Dining Options (hours of operation may vary)

Antlers Lodge x4001 • Tues-Sat, 5:30-10PM

Springhouse Cafe x4000 • 6:30AM-2PM & 5-10PM

Charlie's Long Bar x6960 • 3PM-close

The General Store x6950 • 6AM-10PM

Cactus Oak Tavern x6957 • 11AM-3PM

In-Room Dining x54 • 6AM-11:30AM & 5PM-12AM

Papa Ed's Pool Bar & Grill x6730 • (Open Seasonally)

Papa's Ice Cream Parlor x6730 • (Open Seasonally)

Vince's Watering Hole x6741 • (Open Seasonally)

TRAVEL AWARD RECIPIENTS

The following students or postdoctoral fellows have been awarded a Travel Award.

Congratulations!

Gunjan Arora, *NIAID-NIH*

Alexander Barrow, *Washington University in St Louis School of Medicine*

Melissa Berrien-Elliott, *Washington University School of Medicine*

Rebecca Delconte, *The Walter and Eliza Hall Institute of Medical Research*

Awdre Gamache, *University of Virginia*

Wilfredo Garcia-Beltran, *Ragon Institute of MGH, MIT, and Harvard*

Clair Geary, *Memorial Sloan Kettering Cancer Center*

Jodie Goodridge, *University of Oslo*

Colleen Lau, *Memorial Sloan Kettering Cancer Center*

Sebastian Lunemann, *Heinrich Pette Institute Hamburg*

Simon Nicoletti, *Institut Imagine Necker Enfants Malades*

Isabel Prager, *Ifado*

Adrian Sagebiel, *Heinrich Pette Institute*

Lauren Truitt, *NHLBI*

Xiaoxuan Zhuang, *NIH*



**First-in-class immune cell
engagers for the activation of
innate and adaptive immunity
to fight cancer**

Contact us:

Affimed N.V. | 69120 Heidelberg | Phone: +49-(0)6221-65307-0 |
info@affimed.com | www.affimed.com

SCHEDULE

Monday, May 28, 2018		
3:00 – 8:00 pm	Registration Open	Independence Foyer
5:00 – 5:30 pm	Welcome - Jordan Orange and Adelheid Cerwenka	Independence Ballroom 5-8
5:30 – 6:00 pm	Keynote Lecture - Mark Davis	
6:00 – 6:30 pm	Alessandro Moretta Tribute Eric Vivier	
6:30 – 9:00 pm	Exhibition Hall open	Independence Ballroom 1-4
7:00 – 9:30 pm	Welcome Dinner	Charlie's Long Bar / Courtyard Deck
Tuesday, May 29, 2018		
6:00 – 3:00 pm	Registration Open	Independence Foyer
6:30 – 8:30 am	Breakfast	Independence Ballroom 4
8:30 – 10:00 am	NK Cells and Viral Immunity Chair: Domenico Mavilio	Independence Ballroom 5-8
8:30 – 8:50 am	Marcus Altfeld	
8:50 – 9:10 am	Mark Tompkins	
9:10 – 9:30 am	Lewis Lanier	
9:30 – 9:50 am	Christine Biron	
9:50 – 10:10 am	Mariapi Degli-Esposti	
10:10 – 10:30 am	Coffee Break	
10:10 – 1:00 pm	Exhibition Hall open	Independence Ballroom 1-4
10:30 – 12:00 pm	NK Cells and Bacterial Fungal and Parasitic Infection Chair: Christopher Mody	Independence Ballroom 5-8
10:30 – 10:50 am	Ofer Mandelboim	
10:50 – 11:10 am	Ramakrishna Vankayalapati	
11:10 – 11:20 am	1 KIR2DS2 recognizes highly conserved viral peptides in the context of MHC class I Salim Khakoo	
11:20 – 11:30 am	2 Structure of the murine cytomegalovirus encoded m12 immunoevasin bound to the inhibitory NKR-P1B receptor Richard Berry	
11:30 – 11:40 am	3 Granule-dependent NK cell killing of Cryptococcus requires kinesin to reposition the cytolytic machinery for directed cytotoxicity Henry Ogbomo	
11:40 – 12:00 pm	Stipan Jonjic	
12:00 – 1:30 pm	Lunch & Networking	Independence Ballroom 4
1:30 – 3:00 pm	NK Autoimmunity, Deficiency and Exhaustion (CME Session) Chair: Konrad Krzewski	Independence Ballroom 5-8
1:30 – 1:50 pm	Jordan Orange	
1:50 – 2:10 pm	Yenan Bryceson	
2:10 – 2:30 pm	Mira Barda-Saad	
2:30 – 2:50 pm	Anthony French	
2:50 – 3:00 pm	4 gp91 ^{phox} is a metabolic checkpoint regulator in NK cells Simon Nicoletti	

SCHEDULE

Tuesday, May 29, 2018, continued		
3:00 – 6:00 pm	Free Time	
6:00 – 8:00 pm	Registration Open	Independence Foyer
6:00 – 7:00 pm	Dinner	Independence Lawn
6:00 – 9:00 pm	Exhibition Hall open	Independence Ballroom 1-4
7:00 – 9:00 pm	Poster Session 1	Independence Ballroom 1-4
	21 Characterization of the impact of daclizumab beta on circulating natural killer cells by mass cytometry Thanmayi Ranganath	
	23 A novel ILC precursor restricted to ILC3 and NK development in humans Luxi Chen	
	25 NK cell cytotoxicity of <i>Pseudomonas aeruginosa</i> requires flagellar motility and is MAP kinase dependent Khusraw Jamil	
	27 Migration of ex vivo-expanded natural killer cells in human breast cancer xenograft models Tung Nguyen Thanh Uong	
	29 HLA-DP molecules can serve as ligands for the natural cytotoxicity receptor NKp44 Annika Niehrs	
	31 Ex vivo generation and expansion of CAR-engineered NK cells for adoptive cancer immunotherapy Pranav Oberoi	
	33 Clinical and Immunological Anti-Cancer Effects of Canine IL-15 Therapy Combined with Metronomic Cyclophosphamide in Dogs with Cancer Sang-Ki Kim	
	35 IL-15 promotes polyfunctional NK cell responses to influenza by boosting IL-12 production Helen Wagstaffe	
	37 Genetic and mechanistic diversity in hemophagocytic lymphohistiocytosis Cecilia Poli	
	39 Ex vivo generated Natural Killer cells efficiently mediate ovarian cancer killing in vitro and in vivo Jolien Van Der Meer	
	41 ILC1 confer early host protection at initial sites of viral infection Timothy O'Sullivan	
	43 The transcription factor PBX1 drives natural killer cell maturation by promoting intrinsic factors Yonggang Zhou	
	45 Interferon-g Signaling Guides the Intrahepatic Development of Tissue-resident NK Cells Lu Bai	
	47 Formation and Maintenance of Memory IL-7Ra+ ILC1s via a Lymph Node-Liver Axis Xianwei Wang	

SCHEDULE

Tuesday, May 29, 2018, continued		
7:00 – 9:00 pm	Poster Session 1	Independence Ballroom 1-4
	49 Stimulation of liver-resident natural killer (NK) cells with adenovirus Padmapriya Sekar	
	51 A unique NK cell population undergoes extramedullary maturation via T-bet Baohui Wang	
	53 TGF- β signaling suppresses tumor surveillance by inducing transdifferentiation of conventional NK cells into ILC1-like cells Fernando SF Guimaraes	
	55 A novel Chronic Hepatitis B virus Infection mouse model Xiaolei Hao	
	57 Modulation of KIR3DS1 ligand expression by HIV-1 Angelique Hölzemer	
	59 NK1.1 receptor ligation primes NK cells for IL2-mediated metabolic and functional responses Nidhi Kedia-Mehta	
	61 Differential NK cell recognition of artificial immune synapses shaped as dots or donuts Quentin Verron	
	63 ETS-1 is a critical regulator of development and function of human natural killer cells and ILC3s Sigrid Wahlen	
	65 Chronic stimulation of NK cells through NKG2C drives expression of checkpoint inhibitors and functional exhaustion Aimee Merino	
	67 The exopolysaccharide Pel but not Psl of <i>Pseudomonas aeruginosa</i> is required in natural killer cell-mediated anti- <i>Pseudomonas</i> activity Mark Hasell	
	69 In Vitro Re-education of Mature Human NK Cells Jason Pugh	
	71 Granzyme B is required for NK cell-mediated antifungal activity Adley CH Mok	
	73 Natural Killer cells and Cytotoxic T Lymphocytes are required for successful combination immunotherapy in xenograft model of human lung adenocarcinoma Duy Le	
	75 HHV-6A proteins U20 and U21 mediate evasion of NK cell killing by down-regulating NKG2D ligands Alexandra Duev-Cohen	
77 Cytotoxic TRAIL+ NK cells overcome HCV inhibition and master anti-viral immunity Ester Badami		
79 'Adaptive' NK Cell Responses to <i>Plasmodium falciparum</i> -infected Erythrocytes Samuel Sherratt		

SCHEDULE

Tuesday, May 29, 2018, continued		
7:00 – 9:00 pm	Poster Session 1	Independence Ballroom 1-4
	81 Timelapse FRET imaging reveals the correlation between the strength of ERK activation in NK cells and the fate of conjugated target cells Hiroshi Ichise	
	83 Characterization of Poliovirus Receptor in 3D cultures of Renal Carcinoma cells and its role in shaping Natural Killer cell activity in the tumor micro-environment Valentina Carannante	
	85 Assessment of the heterogeneity of human NK cells through deep immune-receptor profiling Christian Körner	
	87 Characterization of NK cells in primary sclerosing cholangitis Annika Langeneckert	
	89 Natural Killer Cell Maturation Phenotypes In Non-Infectious Systemic Inflammation Versus Septic Shock Bianca Himmelhan	
	91 Epigenetic control of innate and adaptive immune memory Colleen Lau	
	93 PD-1 is expressed at low levels on all peripheral blood Natural Killer cells and is a significant suppressor of NK function against PD-1 ligand expressing tumor targets Zachary Davis	
	95 NK cell phenotypic expression patterns are contrasting and tissue specific in Influenza A infection Lynn Bimler	
	97 Structural and regulatory diversity shape HLA-C protein expression levels Gurman Kaur	
	99 Type 2 cytokines modulate human natural killer cell responses David Ohayon	
	101 Identification and characterization of KLRC2 (NKG2C)+ memory and memory-like NK cells in SIV infection by RNA-Flow Cytometry Daniel Ram	
	103 Structural Insights into the Lineage III Killer-Cell Immunoglobulin-like Receptors Phillip Pymm	
	105 Infectious complications and NK cell depletion following daratumumab treatment of Multiple Myeloma Michael Chrobok	
107 The transcription factor PLZF is associated with CXCR6 and CD69 co-expression on hepatic and blood-derived human CD56bright NK cells Leonard Hess		
109 Characterization of rat innate lymphoid cells (ILCs) Amanda Sudworth		
111 Long-term outcome of serial killing NK cells Karolin Guldevall		

SCHEDULE

Tuesday, May 29, 2018, continued		
7:00 – 9:00 pm	Poster Session 1	Independence Ballroom 1-4
	113 Characterization of a novel immunodeficiency due to lack of the Fc receptor CD16A Adriana Patricia Pérez Portilla	
	115 Single cell imaging of KIR educated NK cells Ludwig Brandt	
	117 Autologous locoregional NK cell immunotherapy for patients with recurrent posterior fossa malignant brain tumors Prashant Trikha	
	119 Mouse Natural Killer (NK) cells keep their educational profile after cytokine-mediated activation Tatiana Michel	
	121 Expression of ligands of NKG2D/DNAM-1 receptors induced by Dengue virus Davis Beltran	
	123 Human Bone Marrow Resident Natural Killer Cells Have a Unique Transcriptional Profile Resembling Resident Memory CD8+ T Cells Janine Melsen	
	125 Effects of toll like receptor stimulation on IL-21 expanded NK cells for the treatment of neuroblastoma Margaret Lamb	
	127 Antigen-specific targeting of cancer by NK cells via next generation TriKE molecules Martin Felices	
	129 Fully automated separation, cultivation, and genetic modification of NK cells Nina Möker	
	131 Role of cytokine milieu and short-term hypoxia responses on natural killer cell effector functions and metabolic switching Sonia Yamile Velasquez	
	133 Identification and functional compartmentalisation of tissue NK cell subsets in pregnancy and in ovarian cancer Oisin Huhn	
	135 CISH regulates human natural killer (NK) cell development and inhibits NK cell exhaustion Huang Zhu	
	137 NK cells inhibit <i>Plasmodium falciparum</i> growth in red blood cells through antibody-dependent cellular cytotoxicity Gunjan Arora	
	139 CD16-IL15-CLEC12A Trispecific Killer Engager (TriKE) drives NK cell expansion, survival, and antigen specific killing of Cancer Stem Cells in MDS and AML Upasana Arvindam	
141 Kinetics of the liver resident NK cell compartment Garvin Dodard		

SCHEDULE

Tuesday, May 29, 2018, continued		
7:00 – 9:00 pm	Poster Session 1	Independence Ballroom 1-4
	143 A Novel HCMV Protein Downregulates an NK cell Ligand to Avoid Attack Liat Dassa	
	145 PKM2 integrates Natural Killer cell metabolism and signaling Jessica Walls	
	147 NK cells can influence the progression of non-immunogenic cancers Jai Rautela	
	149 Impact of KIR allele polymorphism on the structuration and the function of KIR2D NK cell repertoire Bercelin Maniangou Zonzeka	
	151 Impact of Polymorphisms in TRAIL among hepatectomy for primary hepatocellular carcinoma Yuki Imaoka	
	153 MIP-1b secreting but poorly cytotoxic CD56negCD16pos NK cells accumulate in Kenyan children with endemic Burkitt's lymphomas Catherine Forconi	
	155 Natural Killer (NK) cells in chronic bacterial lung infection Neha Patil	
	157 Prediction of NK cell sensitivity towards tumour cells Amanda Van Vliet	
	159 Minimal degranulations in Natural killer (NK) cells can mediate killing of single target cells Lavesh Gwalani	
	161 NK cells engage a granule exocytosis- and death receptors-independent cytotoxicity pathway when facing pre-B leukemic target cells Simon Nicoletti	
	163 Natural killer cell memory to non-CMV antigens Laura Angelo	
	165 Inhibition of BCL2 family members reduces host NK cell activity to promotes allogeneic donor T cell engraftment in a reduced intensity conditioning model preserving the graft-versus-leukemia effect without promoting graft-versus-host disease Yuhao Jiao	
	167 A genome-wide CRISPR/Cas9-based screen identifies killer-cell immunoglobulin-like receptors containing a D0 domain as heparan sulfate-binding proteins Wilfredo Garcia-Beltran	
	169 Defining the functional role of CD56 in human NK cell cytotoxicity Justin Tyme Gunesch	
171 Understanding the functional differences between NK subsets expressing different KIR2DL1 alleles within the same donor Andrew Sharkey		
173 Conformational Properties of the Cytoplasmic Region of KIR3DL1 Upon Interaction with SHP-2 Kerry Campbell		

SCHEDULE

Tuesday, May 29, 2018, continued		
7:00 – 9:00 pm	Poster Session 1	Independence Ballroom 1-4
	175 ILC-killer: a distinct human ILC subset with KIR-independent cytotoxicity Bérengère Salomé	
	177 Natural killer cells promote fetal development through the secretion of growth-promoting factors Binqing Fu	
	179 A higher peritoneal NK cell frequency is correlated with better outcome in advanced ovarian carcinoma Ralph Maas	
	181 Host resistance to endotoxic shock requires the neuroendocrine regulation of group 1 innate lymphoid cells Linda Quatrini	
	183 Combination of monalizumab and durvalumab as a potent immunotherapy treatment for solid human cancers Pascale Andre	
	185 NK cells in treated HIV-infected children display altered phenotype and function Sanjana Mahapatra	
	189 Role of natural killer cell receptors in regulation and killing of human pluripotent stem cells Camilla Henden	
	191 NK cell deficiency identified in Cutis Laxa patients carrying genetic variants in ATP6V0A2 Levi Watkin	
	193 Robust NK cells transduction technique opens new possibilities for cancer immunotherapy Aurélien Colamartino	
	195 Natural killer cells are tolerized by damage-associated molecular patterns Jeanette Boudreau	
	197 The activating human NK cell receptor KIR2DS2 recognizes a β 2-microglobulin independent ligand on cancer cells Erik Dissen	
	199 KIR2DL1 and KIR2DS1 allelic variations and HLA-C2 level expression highly impact NK cells phenotype and function Jean-Benoit Le Luëc	
	203 The Transcription Factor Aryl Hydrocarbon Receptor Modulates the Function of Human CD56 ^{bright} NK Cells Uriel Moreno-Nieves	
	205 The NK cell evaluation and research (NEAR) Program: A translational Research Collaborative to accelerate Diagnosis and Discovery of NK Cell Deficiencies Tram Cao	
207 Dengue Virus Down-regulates Ligands for the NK Cell Activating Receptor NKG2D Peifang Sun		

SCHEDULE

Tuesday, May 29, 2018, continued		
7:00 – 9:00 pm	Poster Session 1	Independence Ballroom 1-4
	209 Comparative analysis of IL-21 and autologous feeder cell-driven ex vivo expansion after fully-automated clinical grade separation of primary NK cells Olaf Oberschmidt	
	211 Different Selected Mechanisms Attenuated the Inhibitory Interaction of KIR2DL1 with C2+ HLA-C in Two Indigenous Human Populations in Southern Africa Paul Norman	
	213 Enhanced Spontaneous Anti-Tumor Cytotoxicity of Natural Killer Cells in Cutaneous T-Cell Lymphoma Patients Bethany Mundy-Bosse	
	215 Potent Ex Vivo Expanded, Human CD34+ Cord Blood-derived Natural Killer Cells for Cancer Immunotherapy Lin Kang	
Wednesday, May 30, 2018		
6:00 – 3:30 pm	Registration Open	Independence Foyer
6:30 – 8:30 am	Breakfast	Hill Country Ballroom D-G
8:30 – 10:00 am	NK Cells and Anti-Tumor Immunity Chair: Bjorn Onfelt	Independence Ballroom 5-8
8:30 – 8:50 am	David Raulet	
8:50 – 9:10 am	Adelheid Cerwenka	
9:10 – 9:30 am	Nicholas Huntington	
9:30 – 9:40 am	5 AML-derived AHR ligands directly upregulate microRNA-29b to impair NK cell development and function Bethany Mundy-Bosse	
9:40 – 9:50 am	6 Natural Killer cells control tumor growth by sensing a growth factor Alexander Barrow	
9:50 – 10:00 am	7 Antibody-mediated inhibition of MICA/B shedding restores NK cell immunity against tumors Lucas Ferrari de Andrade	
10:00 – 10:30 am	Coffee Break	Independence Foyer
10:00 – 1:00 pm	Exhibition Hall open	Independence Ballroom 1-4
10:30 – 12:00 pm	NK Cell Activation and Function Chair: Petter Hoglund	Independence Ballroom 5-8
10:30 – 10:50 am	Carsten Watzl	
10:50 – 11:10 am	Daniel Davis	
11:10 – 11:30 am	Angela Santoni	
11:30 – 11:50 am	Clair Gardiner	
11:50 – 12:00 pm	8 Direct evidence for long-lived homotypic clonal expansions of NK cells with adaptive characteristics in a rhesus macaque barcoded transplantation model Chuanfeng Wu	
12:00 – 1:30 pm	Lunch & Networking	

SCHEDULE

Wednesday, May 30, 2018, continued		
1:30 – 3:00 pm	NK Cell Immunogenetics and Roles in Transplant (CME Session) Chair: Megan Cooper	Independence Ballroom 5-8
1:30 – 1:50 pm	Peter Parham	
1:50 – 2:10 pm	Katharine Hsu	
2:10 – 2:30 pm	Mary Carrington	
2:30 – 2:50 pm	Katy Rezvani	
2:50 – 3:00 pm	9 Identification of an elaborate NK-specific system regulating HLA-C expression Stephen Anderson	
3:00 – 3:30 pm	The NIH NK cell portfolio and funding opportunities Cheryl Lapham	
3:30 – 6:00 pm	Free Time	
6:00 – 8:00 pm	Registration Open	Independence Foyer
6:00 – 7:00 pm	Dinner	Independence Lawn
6:00 – 9:00 pm	Exhibition Hall open	Independence Ballroom 1-4
7:00 – 9:00 pm	Poster Session 2	Independence Ballroom 1-4
	22 Size matters: roles of LYST and actin meshwork in controlling Natural Killer cell exocytosis in Chediak-Higashi syndrome Konrad Krzewski	
	24 Ex-Vivo Expansion Induces Hyperfunctional CD56bright NK Cells with a Unique Phenotype and Enhanced Cytotoxicity and Cytokine Production Arianexys Aquino Lopez	
	26 CD28 homolog (CD28H): a receptor on human NK cells that synergizes with other activation receptors Xiaoxuan Zhuang	
	28 PD-L1-specific immunocytokines augment functionality and antitumor activity of CAR-engineered NK cells Aline Lindner	
	30 Inhibition of IL-10 secretion in CAR-engineered NK cells modulates polarization of bystander macrophages and enhances dendritic cell maturation Anja Waldmann	
	32 Comparison of phenotypic and functional characteristics between canine non-B, non-T NK lymphocytes and CD3+CD5dimCD21– cytotoxic large granular lymphocytes Sang-Ki Kim	
	34 KIR3DS1/HLA-F interactions control Hepatitis C virus infection Sebastian Lunemann	
	36 Natural killer cell-derived exosomes have tumor killing capability in vitro and in vivo, with the potential to be a natural immunotherapeutic agent Allyson Cochran	
	40 Complete Remission with Reduction of High-risk Clones following Haploidentical NK Cell Therapy against MDS and AML Andreas Bjorklund	

SCHEDULE

Wednesday, May 30, 2018, continued		
7:00 – 9:00 pm	Poster Session 2	Independence Ballroom 1-4
	42 The Inhibitor of Apoptosis Protein (IAP), Birc5, is required for NK cell development Aimee M. Beaulieu	
	44 ILC1 cells negatively regulate CD8+ T cells in PD-L1-dependent manner Jing Zhou	
	48 FBP1 induces natural killer cell dysfunction by inhibiting glycolysis during lung cancer progression Jingjing Cong	
	50 Strain-Specific Escape from Human Natural Killer Cells by Influenza A Virus Rosemary Vergara	
	52 A2AR adenosine signaling suppresses natural killer cell maturation in the tumor microenvironment Fernando SF Guimaraes	
	54 CIS is a potent checkpoint in NK cell-mediated Immunity Rebecca Delconte	
	56 A murine intestinal intraepithelial NKp46-negative innate lymphoid cell population characterized by group 1 properties Georges Leclercq	
	58 Anti CXCR4 antibody combined with activated and expanded natural killer cells infusions efficiently inhibits sarcoma metastasis Maria Vela	
	60 Srebp-controlled glucose metabolism is essential for NK cell functional responses Katie O'Brien	
	62 MicroRNA-21 is a critical regulator of the anti-viral NK cell response Clair Geary	
	64 HIV exposure and infection is associated with alterations natural killer cell phenotype Elena Vendrame	
	66 Harnessing NK Memory to Prevent Chronic HIV Infection Rana Nikzad	
	68 CD38 drives exacerbated NK cell immune response to influenza virus during pregnancy Mathieu Le Gars	
	70 The Role of Hhex in Natural Killer Cell Development Wilford Goh	
	74 Mature Natural Killer cells possess essential anti-tumor functions in a novel mouse model of lung adenosquamous cancer Duy Le	
	76 TNFAIP3/A20 as a critical regulator of NK cell biology Jessica Veters	
	78 Characterization of NK cell phenotype and function during obesity-induced liver inflammation in humans Natalie Stiglund	

SCHEDULE

Wednesday, May 30, 2018, continued		
7:00 – 9:00 pm	Poster Session 2	Independence Ballroom 1-4
	80 Timing and localization of NK cell-mediated Granzyme B and Caspase-8 activity during serial killing of tumor cells Isabel Prager	
	82 Donor intrinsic metabolic set points determine proliferation in human natural killer cells Aline Pfefferle	
	84 Genome-wide analysis of Interleukin-21-induced STAT3 binding in ex vivo-expanded NK cells Nitin Chakravarti	
	86 Uncovering mechanisms of synergy between cytokine and NK receptor signaling using mass cytometry and data driven in silico modeling Jayajit Das	
	88 Stability of HLA-C*03:04/peptide - binding KIR2DL3+ Natural killer cells during viral infections Sebastian Lunemann	
	92 CD16xCD33 and CD16xIL15xCD33 Bi- and Trispecific Killer Cell Engagers (BiKE/TriKE) as potential immunotherapy in Pediatric Patients with AML and Biphenotypic ALL Florian Babor	
	94 Compelling adapted natural killer cells against malignancy Kayla Holder	
	96 A novel NK cell-specific inducible Cre model reveals a critical role for Eomes in CD27+CD11b+ NK cell survival Julia Wagner	
	98 Understanding the receptor-ligand interactions required for NK cell recognition of HIV Nancy Zhao	
	100 Functional analysis of NK cell-cancer interaction in 3D microfluidic platform Dohyun Park	
	104 Differences in the glycolytic profile of educated and uneducated NK cells Caroline Pfeifer	
	106 Naïve NK cells in pediatric patients with acute leukemia Aina Ulvmoen	
	108 NKG2Cpos NK cells associated with CMV infection inhibit expansion Christine Thöns	
	110 NK cell detachment from target cells: killing as a social effect Ramit Mehr	
	112 Contraction and expansion of KIR haplotypes Jesse Bruijnesteijn	
	114 In vitro Expansion, Immune Synapse Formation and Cytotoxicity of Vγ9Vd2 T-cells Patrick Sandoz	

SCHEDULE

Wednesday, May 30, 2018, continued		
7:00 – 9:00 pm	Poster Session 2	Independence Ballroom 1-4
	116 Novel RNA Construct increases Perforin and Granzyme B in Natural Killer and Cytotoxic T cells Arnika Kathleen Wagner	
	118 AHR: An Atypical Receptor Involved in NK cell development Prashant Trikha	
	120 Interleukin-15 Primes Natural Killer Cell Functions through Proximal Cross-talk with Activating Receptors Petter Hoglund	
	122 Platelets become NK cell targets in the presence of anti-platelet antibodies Petter Hoglund	
	124 Type I Interferon-driven NK cell depletion – implications for viral infection and autoimmune disease Kelly Hudspeth	
	126 Alloreactive natural killer cell therapy as novel approach for breast cancer Femke Ehlers	
	128 Natural killer cells switch mechanism of cytotoxicity from Granzyme B to Caspase 8-induced cytolysis during serial killing Hanna Van Ooijen	
	130 Metabolic regulation of NK cell activation and memory formation Sam Sheppard	
	132 PD-L1 blockade enhances NK cell efficacy against ovarian cancer Alicja Copik	
	134 An Unbiased Linkage Approach Reveals That the p53 Pathway Is Coupled to NK Cell Maturation Erin Hillhouse	
	136 A new malaria killer: Fc receptor gamma chain and PLZF identify NK cell subsets that correlate with reduced Plasmodium falciparum parasitemia and increased antibody dependent cellular cytotoxicity (ADCC) against opsonized infected RBCs Geoffrey Hart	
	138 PD-L1 positive natural killer cells disrupt T cell function Rosa Sottile	
	140 Variants of the immunodominant HCV NS5B ²⁸⁴¹ epitope presented by HLA B*27:05 impact the function of KIR3DL1+ NK cells Tina Senff	
	142 IL-15 treatment does not override human natural killer cell education and inhibition Zequang Wu	
	144 Cytomegalovirus infection drives avidity selection of natural killer cells Nicholas Adams	
	146 Chronic TGFβ stimulation of NK cells during activation by tumor targets leads to epigenetic and transcriptional reprogramming toward cytokine hypersecretion Jennifer Foltz	

SCHEDULE

Wednesday, May 30, 2018, continued		
7:00 – 9:00 pm	Poster Session 2	Independence Ballroom 1-4
	148 microRNA-142 is critical for the homeostatic balance of type 1 innate lymphoid cells Melissa Berrien-Elliott	
	150 NK clonal relationships in CMV positive and CMV negative rhesus macaques investigated by genetic barcoding Lauren Truitt	
	152 Extracellular killing of <i>Pseudomonas aeruginosa</i> by Natural Killer cells David Feehan	
	154 Investigating the role of NK cells in senescence surveillance in the liver Hsuan-An Chen	
	158 Novel immunotherapy using liver natural killer cells for preventing recurrence of hepatocellular carcinoma in liver transplantation Masahiro Ohira	
	160 Identification of human common ‘helper’ innate lymphoid cell precursors (CHILP) and the role of GATA3 for the development of the precursors Dejene Tufa	
	162 NK-92 cells are cytotoxic to non-small cell lung cancers that have acquired resistance to tyrosine kinase inhibitors Yong-Oon Ahn	
	164 Anti-HIV envelope (Env) specific antibodies (Abs) from HIV+ subject plasma support NK cell mediated Ab-dependent cellular cytotoxicity (ADCC) to target cells expressing closed conformation HIV Env Nicole Bernard	
	166 Regulation of ILC1 and NK cell plasticity by TGF- β signaling pathways Victor Cortez	
	168 Genome-wide analyses and functional profiling of human NK cell lines Justin Tyme Gunesch	
	170 Deregulated actin processes in CD56-deficient human NK cells Amera Dixon	
	172 Natural Killer Cells Targeting the Suppressive Immune Microenvironment Rescue Car-T Cell Activity within Solid Tumors Robin Parihar	
	174 Local Proliferation of Uterine Tissue-Resident NK Cells During Early Pregnancy Dorothy Sojka	
	176 Tissue-specific neuroendocrine regulation of NCR1+ innate lymphoid cell functions is required for host antiviral defence Sophie Ugolini	
178 NK-cell alloreactivity is associated with acute GVHD and decreased relapse incidence after T-replete haplo-identical allotransplant with high-dose post-transplant cyclophosphamide Christelle Retiere		
180 NK cells are essential for brain inflammation but their maturation is severely compromised in infected newborn mice Ilija Brizic		

SCHEDULE

Wednesday, May 30, 2018, continued		
7:00 – 9:00 pm	Poster Session 2	Independence Ballroom 1-4
	182 MCMV expressing high affinity NKG2D ligand MULT-1: a model vaccine for congenital CMV infection Lea Hiršl	
	184 CD127+ Innate Lymphoid Cells (ILCs) with NK cell features accumulate in Inflammatory Bowel Disease (IBD) Lisette Krabbendam	
	186 Tuning of NK-Specific HLA-C Expression by alternative mRNA splicing Stephen Anderson	
	188 Targeting residual chronic myeloid leukemia with NK cell-stimulatory immunotherapy Elin Bernson	
	190 Absence of STAT5b causes dysregulated human natural killer cell maturation in both humans and mice Alexander Vargas-Hernandez	
	192 NKG2A Expression is Not per se Detrimental for the Anti-Multiple Myeloma Activity of High Dose IL-2 Activated Natural Killer Cells in an In Vitro System Mimicking the Tumor Microenvironment Lotte Wieten	
	194 Natural killer cells in the synovial fluid of children with juvenile idiopathic arthritis potentially contribute to autoimmune dysregulation Florian Babor	
	196 Tumor microenvironment regulates metabolism of Natural Killer cells and modulates the expression of immunomodulatory receptors Venkateswara Simhadri	
	198 Impact of the HLA-B -21 dimorphism on outcome of AML immunotherapy Alexander Hallner	
	200 Identification of Molecular Markers for Tumor Cell Responses to Natural Killer Cells Through CRISPR-Based Screens and Large-Scale Phenotypic Screens of Pooled Tumor Cell Lines Michal Sheffer	
	202 High frequencies of CXCR6+ NK cells in bone marrow of pediatric acute leukemia patients correlate with increased risk of treatment failure Marit Inngjerdingen	
	204 IL-15 stimulated NK cells can clear HIV infected cells following latency reversal Carolina Garrido	
	206 NKG2A as a therapeutic target to improve NK cells alloreactivity to cure haploidentical hematopoietic stem cell transplanted patients Elisa Zaghi	
	208 The Impact of KLRC2 gene deletions on Natural Killer cell function in Gambian adults Martin Goodier	
	210 Use of an ADAM17 mAb to enhance human NK cell activation by CD16A and their release of IFN? Bruce Walcheck	

SCHEDULE

Wednesday, May 30, 2018, continued		
7:00 – 9:00 pm	Poster Session 2	Independence Ballroom 1-4
	212 AFM13 – A first-in-class tetravalent bispecific NK-cell engager to treat CD30-positive lymphomas Martin Treder	
	214 Human PLCG2 Haploinsufficiency Results in Natural Killer Cell Immunodeficiency and Herpesvirus Susceptibility Joshua Alinger	
Thursday, May 31, 2018		
6:00 – 3:00 pm	Registration Open	Independence Foyer
6:30 – 8:30 am	Breakfast	RW Pavilion
8:30 – 10:00 am	NK Cell Development and Differentiation Chair: Aharon Freud	Independence Ballroom 5-8
8:30 – 8:50 am	Christian Vosshenrich	
8:50 – 9:10 am	Barbara Kee	
9:10 – 9:30 am	Emily Mace	
9:30 – 9:50 am	Michael Caliguiri	
9:50 – 10:00 am	10 TRPML1-mediated Modulation of Dense-core Granules Determines Functional Potential in NK Cells Jodie Goodridge	
10:00 – 10:30 am	Coffee Break	
10:00 – 1:00 pm	Exhibition Hall open	Independence Ballroom 1-4
10:30 – 12:00 pm	NK Cell Memory Chair: Laurent Brossay	Independence Ballroom 5-8
10:30 – 10:50 am	Joseph Sun	
10:50 – 11:10 am	Silke Paust	
11:10 – 11:30 am	R. Keith Reeves	
11:30 – 11:40 am	11 Human liver- and skin-derived NK cells exhibit antigen-specific memory responses Georg Stary	
11:40 – 11:50 am	12 MHC I-specific MCMV control requires NK cells co-expressing inhibitory Ly49G2 and stimulatory Ly49R receptors Awdre Gamache	
11:50 – 12:00 pm	13 Tissue-resident NK cells in human lung Nicole Marquardt	
12:00 – 1:30 pm	Lunch & Networking	RW Pavilion

SCHEDULE

Thursday, May 31, 2018, continued		
1:30 – 3:00 pm	NK Cell Immunotherapy and Immunomodulation (CME Session) Session Sponsored by Affimed, Programed by SNI Chair: Michael Verneris	Independence Ballroom 5-8
1:30 – 1:50 pm	Jeffrey Miller	
1:50 – 2:10 pm	Todd Fehniger	
2:10 – 2:30 pm	Dean Lee	
2:30 – 2:40 pm	14 IL-1R8: a novel checkpoint regulating anti-tumor and anti-viral activity of NK cells Martina Molgora	
2:40 – 2:50 pm	15 Unsupervised High-Dimensional Analysis Unravels NK Cell Diversity Across Tissues and Species Adeline Crinier	
2:50 – 3:00 pm	16 Preclinical characterization of an off-the-shelf chimeric antigen receptor-engineered NK cell therapeutic for adoptive cancer immunotherapy Congcong Zhang	
3:00 – 6:00pm	Free Time	
6:00 – 10:30 pm	Gala Dinner Mike Bennet Abstract Awardee Presentation	Luckenbach Pavilion
Friday, June 1, 2018		
6:00 – 12:00 pm	Registration Open	Independence Foyer
6:30 – 8:30 am	Breakfast	Independence Ballroom 4
8:30 – 10:00 am	Tissue-Associated NK Cell Subsets and NK Cells in Pregnancy Chair: Sophie Ugolini	Independence Ballroom 5-8
8:30 – 8:50 am	Francesco Colucci	
8:50 – 9:10 am	Ashley Moffett	
9:10 – 9:30 am	Wayne Yokoyama	
9:30 – 9:40 am	17 NKp46/NCR1 controls TRAIL protein expression in NK cells and ILC1 Nadia Guerra	
9:40 – 9:50 am	18 Transcription factor control of type 1 innate lymphoid cells Stephen Waggoner	
9:50 – 10:00 am	19 Abundance of mucosal NK cells in the small intestine of young infants Adrian Sagebiel	
10:00 – 10:30 am	Coffee Break	Independence Foyer
10:30 – 12:00 pm	NK Cell Receptors and Education Chair: Kerry Campbell	Independence Ballroom 5-8
10:30 – 10:50 am	Andre Veillette	
10:50 – 11:10 am	Eric Vivier	
11:10 – 11:30 am	Karl-Johan Malmberg	
11:30 – 11:50 am	Catherine Blish	
11:50 – 12:00 pm	20 KIR2DS4 binds HLA-C*05:01 carrying rare 'self' peptides and peptides derived from a protein highly conserved in pathogenic bacteria Malcolm Sim	
12:00 pm	Closing - Jordan Orange and Michael Caligiuri	

EXHIBITOR DIRECTORY

BD Biosciences

Booth 204

www.bdbiosciences.com

BD Biosciences, a division of BD, provides flow cytometers, reagents, tools and services to support researchers and clinicians who study disease and seek to improve care. With more than 40 years of experience and innovation in flow cytometry, BD continues to aid researchers in advancing the world of health.

BioLegend

Booth 101

www.biolegend.com

BioLegend develops world-class, cutting-edge antibodies, recombinant proteins, bioassays, and other reagents for biomedical research, manufactured in our state-of-the-art facility in San Diego, California. Our mission is to accelerate research and discovery by providing the highest quality products at an outstanding value, along with superior customer service and technical support.

Houston Omics Core

Booth 105

www.hoc.uh.edu

Houston Omics Collaborative is a new core facility based out of Dr. Chandra Mohan's laboratory at the University of Houston. Based on a non-profit model, we aim to offer our technologies and expertise in OMICs to the biomedical research community, particularly academic laboratories. Our services include, but are not limited to, cutting-edge targeted proteomics that screen 10-1000 proteins, autoantigen microarrays for autoantibody screening, biomarker detection, genome analysis, gene expression, and microRNA analysis. Our products and services cover the entire workflow process - from assay consultation with experienced personnel to data analysis and data presentation. Collaborations are also strongly encouraged.

Miltenyi Biotec

Booth 200

www.miltenyibiotec.com

Miltenyi Biotec is a global provider of products and services that advance biomedical research and cellular therapy. Our innovative tools support research at every level, from basic research to translational research to clinical application. Used by scientists and clinicians around the world, our technologies cover techniques of sample preparation, cell isolation, cell sorting, flow cytometry, and cell culture. Our more than 25 years of expertise spans research areas including immunology, stem cell biology, neuroscience, and cancer. Today, Miltenyi Biotec has more than 1,800 employees in 25 countries – all dedicated to helping researchers and clinicians make a greater impact on science and health.

Society for Leukocyte Biology

Booth 103

www.leukocytebiology.org

The Society for Leukocyte Biology and their Journal (*Journal of Leukocyte Biology*) work to promote the discipline and support our membership through presentation and publication opportunities. With a vast award program supporting member travel to SLB and other meetings, numerous networking opportunities, and leadership roles for members at all career levels, SLB offers a unique and diverse community. Serving like-minded researchers and clinicians focused on the field of immunology and all its implications, applications, and practices, SLB welcomes all attendees to learn more about the benefits and community resources our society offers.



For job opportunities visit
fatetherapeutics.com

SNI WOULD LIKE TO THANK THE FOLLOWING SPONSORS FOR THEIR SUPPORT OF THE NK2018 MEETING:

Gold Sponsor

Affimed

Affimed (Nasdaq: AFMD) engineers targeted immunotherapies, seeking to cure patients by harnessing the power of innate and adaptive immunity (NK and T cells). We are developing single and combination therapies to treat cancers and other life-threatening diseases. For more information, please visit www.affimed.com. Affimed is also the Abstract Supplement supporter for the NK2018 meeting

Silver Sponsors

Celularity

Celularity, headquartered in Warren, New Jersey, is a private biotechnology company with proprietary, leading-edge technology and Intellectual Property to harness the power of the placenta. Their medicine asset portfolio consists of more than 200 issued or pending patents as well as pre-clinical and clinical assets including CAR constructs for allogeneic CAR-T/NK products, licenses of 100+ immunotherapy assets, and commercial stage bio-sourcing and functional regeneration businesses. For more information, please visit www.celularity.com. Follow Celularity on Social Media: @Celularity.

Fate Therapeutics

Fate Therapeutics is a clinical-stage biopharmaceutical company dedicated to the development of programmed cellular immunotherapies for cancer and immune disorders. The Company's hematopoietic cell therapy pipeline is comprised of NK- and T-cell immuno-oncology programs, including off-the-shelf product candidates derived from engineered induced pluripotent cell lines, and immuno-regulatory programs, including product candidates to prevent life-threatening complications in patients undergoing hematopoietic cell transplantation and to promote immune tolerance in patients with autoimmune disease. Its adoptive cell therapy programs are based on the Company's novel ex vivo cell programming approach, which it applies to modulate the therapeutic function and direct the fate of immune cells. Fate Therapeutics is headquartered in San Diego, CA. For more information, please visit www.fatetherapeutics.com

Innate Pharma S.A.

Innate Pharma S.A. is a clinical-stage biotechnology company dedicated to improving cancer treatment and clinical outcomes for patients through first-in-class therapeutic antibodies that harness the innate immune system. Innate Pharma specializes in immuno-oncology, a new therapeutic field that is changing cancer treatment by mobilizing the power of the body's immune system to recognize and kill cancer cells. The Company's broad pipeline includes four first-in-class clinical stage antibodies as well as preclinical candidates and technologies that have the potential to address a broad range of cancer indications with high unmet medical needs. Innate Pharma has pioneered the discovery and development of checkpoint inhibitors, with a unique expertise and understanding of Natural Killer cell biology. This innovative approach has resulted in major alliances with leaders in the biopharmaceutical industry including AstraZeneca, Bristol-Myers Squibb, Novo Nordisk A/S and Sanofi. Innate Pharma is building the foundations to become a fully-integrated biopharmaceutical company. Based in Marseille, France, Innate Pharma has more than 170 employees and is listed on Euronext Paris. For more information, please visit www.innate-pharma.com.

Miltenyi Biotec

Miltenyi Biotec is a global provider of products and services that advance biomedical research and cellular therapy. Our innovative tools support research at every level, from basic research to translational research to clinical application. Used by scientists and clinicians around the world, our technologies cover techniques of sample preparation, cell isolation, cell sorting, flow cytometry, and cell culture. Our more than 25 years of expertise spans research areas including immunology, stem cell biology, neuroscience, and cancer. Today, Miltenyi Biotec has more than 1,800 employees in 25 countries – all dedicated to helping researchers and clinicians make a greater impact on science and health. For more information, please visit www.miltenyibiotec.com.

Society for Leukocyte Biology / Journal of Leukocyte Biology

The Society for Leukocyte Biology and their Journal (*Journal of Leukocyte Biology*) work to promote the discipline and support our membership through presentation and publication opportunities. With a vast award program supporting member travel to SLB and other meetings, numerous networking opportunities, and leadership roles for members at all career levels, SLB offers a unique and diverse community. Serving like-minded researchers and clinicians focused on the field of immunology and all its implications, applications, and practices, SLB welcomes all attendees to learn more about the benefits and community resources our society offers. For more information, please visit www.leukocytebiology.org.

SNI WOULD LIKE TO THANK THE FOLLOWING SPONSORS FOR THEIR SUPPORT OF THE NK2018 MEETING:

Additional Sponsors

Cell Medica

Cell Medica develops, manufactures and markets cellular immunotherapeutics for cancer and infectious diseases. We are committed to improving patients' lives through the significant therapeutic potential of cellular immunotherapy.

- Our Chimeric Antigen Receptor (CAR) technology makes it possible to modify a subset of T cells called NKT cells to target cell surface molecules expressed on tumours. iNKT cells express an invariant TCR that responds to CD1d-restricted glycolipid ligands. Since these ligands are conserved among humans, NKT cells do not mediate GVHD, making them ideal candidates for off-the-shelf adoptive cell therapy.
- Our Dominant T cell receptor (TCR) technology makes it possible to achieve high levels of expression of optimized T cell receptors on the surface of modified T cells, ensuring high levels of antigen-specific activation. The expressed TCRs recognize antigens from proteins expressed in any cell compartments, including intracellular proteins, which are not accessible to CARs.

The use of both the CAR and TCR platforms allow us to target virtually any cancer antigen, regardless if they are expressed on the cell surface (CAR approach) or inside the cell (TCR approach). For more information, please visit www.cellmedica.com.

Clinical Immunology Society

The Clinical Immunology Society (CIS) is devoted to fostering developments in the science and practice of clinical immunology. CIS is an international professional organization with more than 800 members. Our mission is to facilitate education, research and novel approaches to therapy to promote excellent care for patients with immunologic/inflammatory disorders. For more information, please visit www.clinimmsoc.org.

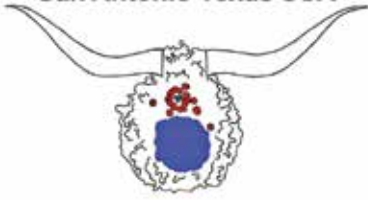
NOVEL CHECKPOINTS IN IMMUNO-ONCOLOGY

Innate Pharma is a clinical-stage biotechnology company discovering and developing first-in-class therapeutic antibodies that harness the immune system to improve cancer treatment and clinical outcomes for patients.


innate pharma
www.innate-pharma.com

NK2018

San Antonio Texas USA



The 17th Meeting of the Society for Natural Immunity

GOLD SUPPORTER



SILVER SUPPORTERS



ADDITIONAL SUPPORTER

